

Inspiration Techniques for Artists

Name: _____

Making Connections

Artists use different inspiration techniques methods to develop ideas. Some of these ideas we have used in class; and some of them we haven't. Whenever you are developing an idea for an artwork or are stuck, use one or more of these ideas to help get your creativity going, to help you make those connections. No answer is wrong when you use these techniques, just stay open to making new connections!

A General Approach

No one way is going to work best for all ideas, but here's a general scheme to frame your efforts:

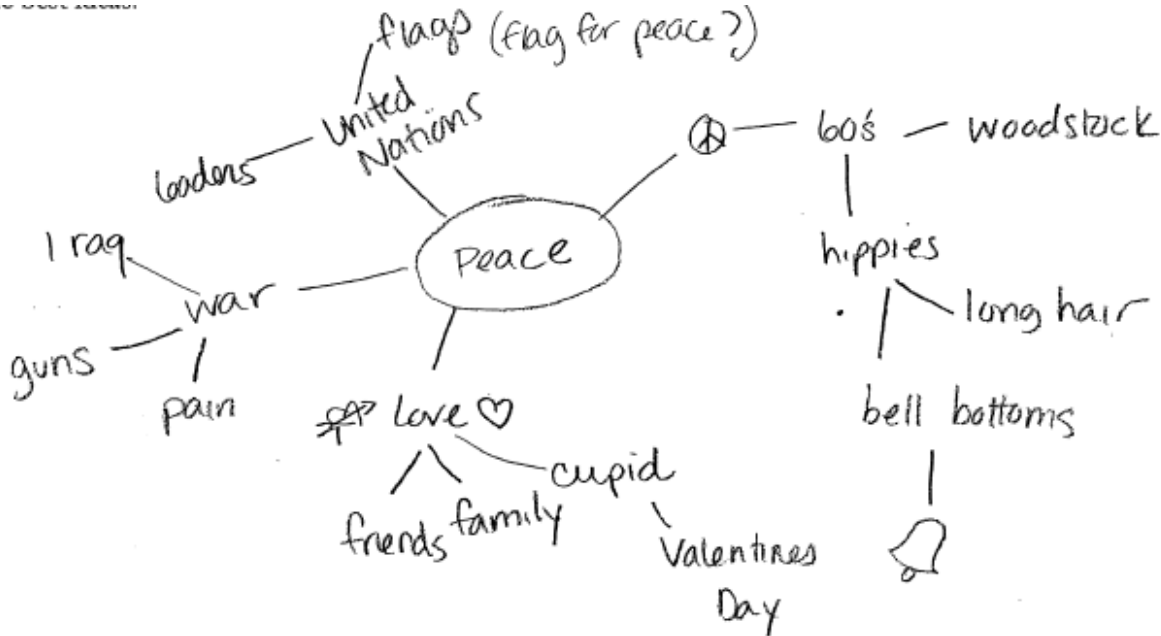
1. Look at your idea. Observe it from different perspectives and angles.
2. Take your idea apart. Use different approaches. Try looking at each part as a separate idea.
3. Add to/remove from your idea. Your idea should be complete, but not overdone.
4. Modify/Substitute parts. Find out which works best.
5. Put the parts together. Use different designs and orderings.
6. Combine ideas together. In different ways.
7. Use your idea. Adapt it for a special purpose. Maybe some new ideas will occur to you.

Undrawn Realities

Think about your theme or idea. Focus on something about that theme or idea that gets looked over or never thought about. Draw or write about it. What does it look like? Sound like? Smell like? What is its purpose? What did you overlook? What did you not notice? What is hiding in plain view?


Mind Mapping

In a mind map, you create a map of your ideas. Start with a theme or idea in the center of your paper. Around it, write or draw anything that comes to mind about this theme or idea. Think colors, symbols, emotions, people, places, things, etc. Then write or draw anything that comes to mind about the new thing you wrote. Keep going until you are out of ideas. Don't be afraid to go off-topic. Sometimes that will give you new interesting connections.



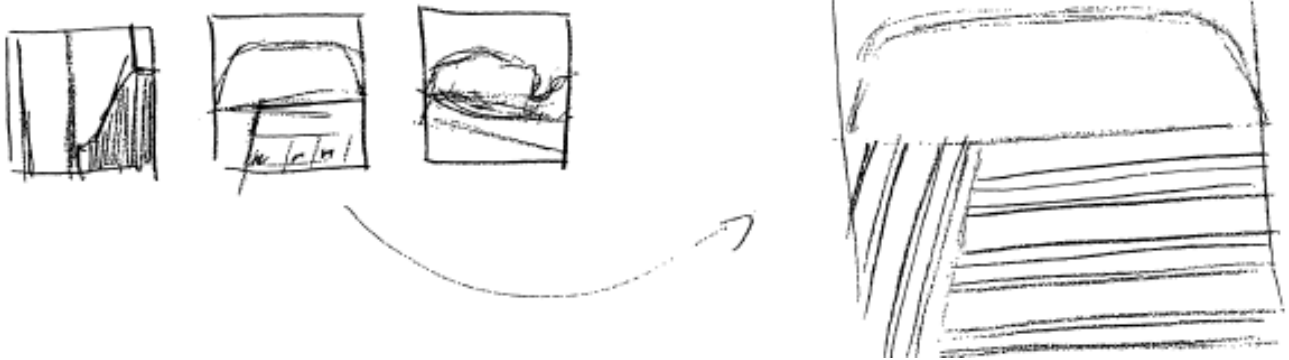
List Making or Sub Conscious Writing

Much like mind mapping. Write down anything that comes to mind about your topic and then just keep going. You can do it in list format or paragraph/story/narrative format.



Awareness

Draw a set of rectangles on your paper (medium sized). Walk around the room or outside with a viewfinder (either your hands formed into a square or a piece of cardboard with a hole in the middle). Find a composition that you like through looking through your viewfinder. Sketch it quickly in a rectangle. It must fill the entire rectangle. Choose one and enlarge it. You can keep it true to what it originally was or change it. It's up to you!



Juxtaposition

Combining two or more things that do not belong together.

- What ideas come when you think about a dragon coming out of an envelope? A baby head on a dog? People walking down a hall upside down?
- What if you draw a soft thing so it looks hard? A small thing large? A large thing small? What if you make a drawing where down is up? Up is down? Inside is outside? Light is Dark? Dark is light?
- Draw your dreams in reality
- Collage different pictures together into something




Collaborate

Use someone not in your class to collaborate with. What ideas do they have that you should make? Maybe they tell you what to draw and you draw it. What should the line go next? What color should I use?

Conceptual Art

Creating art about only the idea, and worrying about what it looks like second. Write or illustrate the imaginary history of a mysterious still life object. What if a granny smith apple is drawn as a portrait of what Granny Smith looked like the day she discovered the Granny Smith apple? Can good and bad art be created and shown with a halo and devil or some other symbol?



Bulletism

Bulletism is shooting ink at a blank piece of paper. The artist can then develop images based on what is seen. The result is a type of ink blot.

The Inkblot

Take a wet medium (ink or paint) and put some in the center of a paper. Fold the paper in half and reopen to see what happens. What did it become?




Alternative materials

What happens if you create from materials other than the normal? What happens if you draw with tape or hair? Use dirt or mud to paint with? Use materials from outside to collage with?

Cubography

Cubography (or Cubomania) is a method of making collages in which a picture or image is cut into squares and the squares are then reassembled without regard for the image.



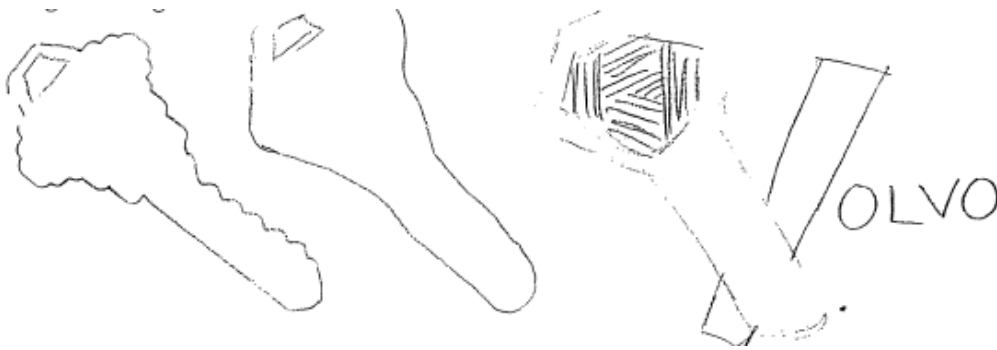
Translating Ideas

Think about your theme. Instead of drawing it normally (what it looks like), draw:

- What it sounds like
- What it tastes like
- What it feels like
- What it smells like
- What are the textures that represent the noises or feelings of the theme/idea?
- Draw pictures to illustrate the story of the theme (comic book style)
- Combine different things based purely on one thing in common (color, shape, line, texture, etc). No meaning allowed. Create several small drawings or collages. Blow it up into a large painting or drawing.

Transition Drawing

Draw something real (or even trace), like the inside of an apple. Then draw it again (even tracing), but make the lines more general, curvier, more abstract. Draw it a third time, making the lines even more abstract. Keep going until you feel you are finished. What did you end up with? ~at can you turn it into? Sculpture? Drawing? Painting?



Capricious Composition or Happy Accidents

- This is when you use happy accidents to inspire you.
- Close your eyes and scribble on the paper. Open your eyes and finish the drawing
- Crumple or fold your paper. Finish the image.
- You or a friend draw a shape or line on the paper. Finish it.
- Put different artworks together that have a common visual element (like a line) and see what happens.

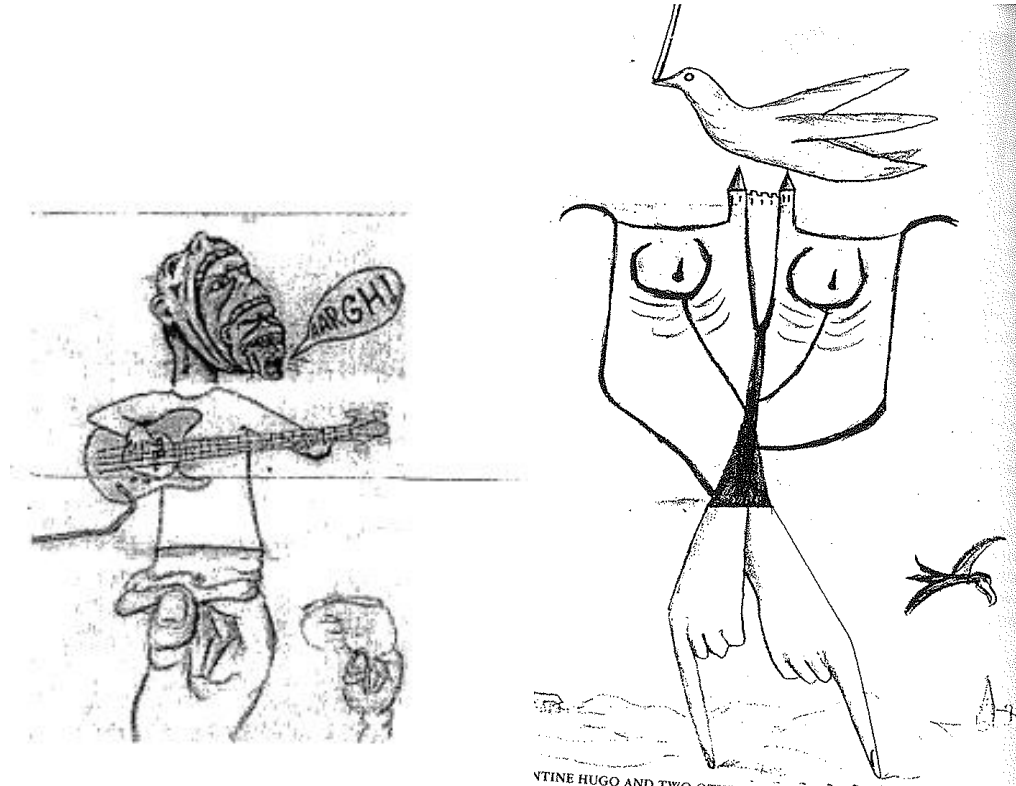


Transformation

Changing something's goal or purpose. What would a theme park look like if it were designed for bugs? What would this classroom look like if it were changed into a homeless shelter? A prison? What if the school were made into a mall? What could another purpose for a spoon be? A car? A tree?


Exquisite Corpse

Exquisite corpse or Cadavre exquis is a method by which a collection of words or images are collectively assembled. It is based on an old parlor game known by the same name (and also as Consequences) in which players wrote in turn on a sheet of paper, folded it to conceal part of the writing, and then passed it to the next player for a further contribution.




Collage

Combine randomly chosen images from magazines. What can you create?



Torn paper collage

Tear up some paper and randomly glue it down. What images do you see?




Crumpling

Crumple paper up and:

- Draw on top of it
- Place it in ink or colored water and see what gets soaked up

Rubbings

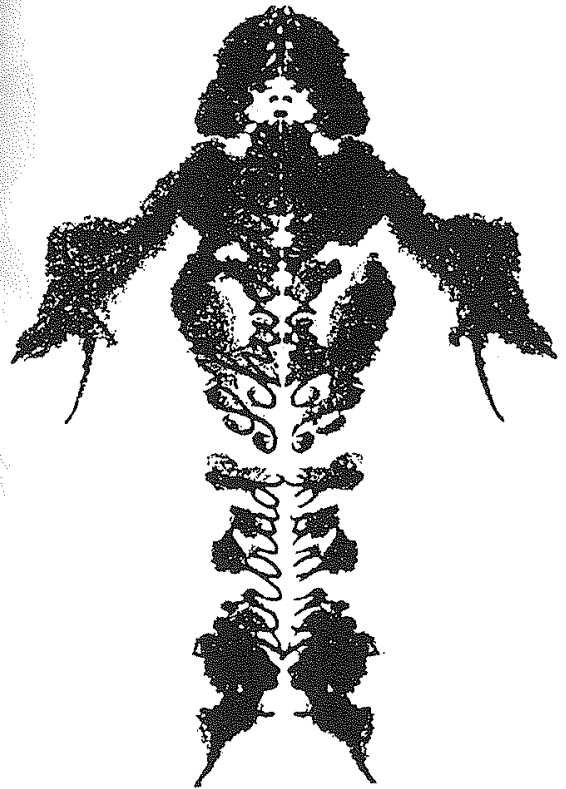
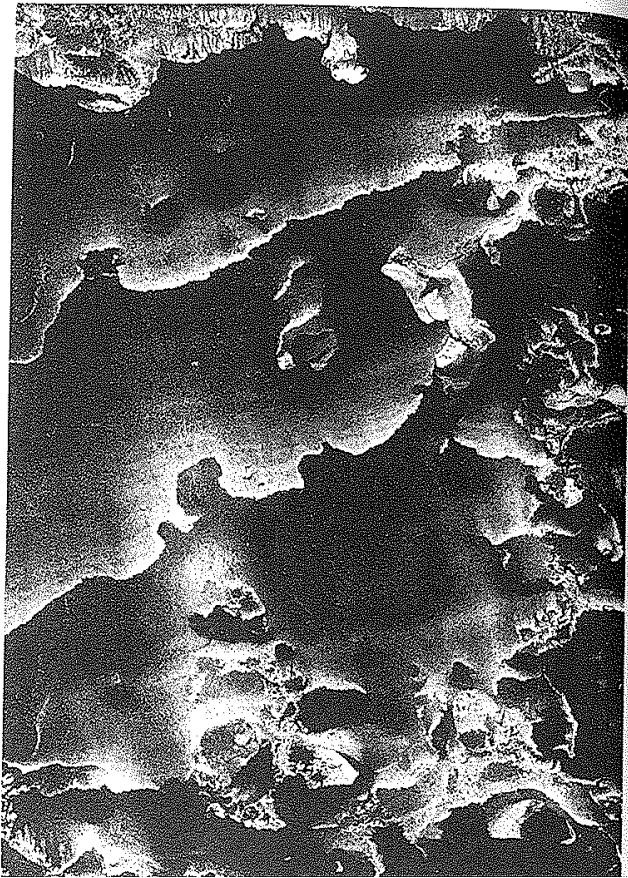
Rubbings is a method of creation in which one takes a pencil or other drawing tool and makes a "rubbing" over, a textured surface. The drawing can either be left as is or used as the basis for further refinement.



MAX ERNST, Frottage

Decalomania


Like the Ink Blot, in Decalomania, you place random paint or ink on the paper and then place another sheet of paper on top to transfer the material.



Name *Gertrud Schwerdtner*

Movement of Fluid down a Vertical Surface

The movement of liquid down a vertical surface is, as the name suggests, a technique, invented by surrealists from Romania and said by them to be surautomatic and a form of indecipherable writing, of making pictures by dripping or allowing a flow of some form of liquid down a vertical surface.



Automatic Writing and Drawing

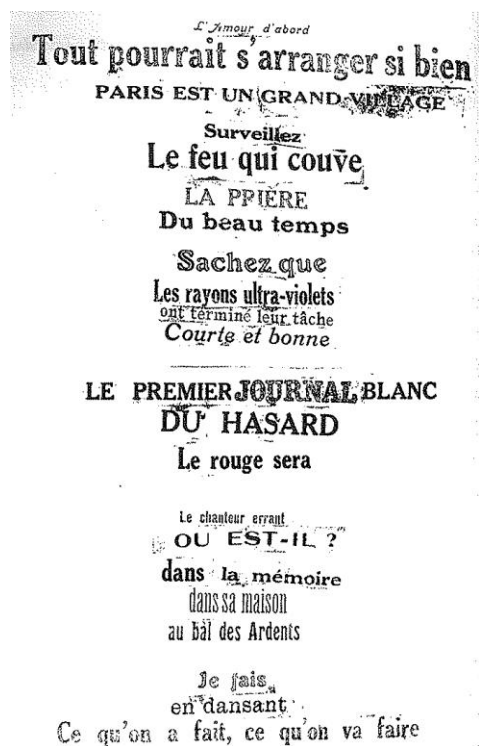
Sit down and start writing or drawing without thinking about what you are writing about. Just write, without stopping as fast as you can. Do not pick your pencil up off the paper

Other ways to focus your automatic writing or Drawing:

- Pick a random letter and start every sentence with that letter
- Simulation: Put yourself in the mind of somebody else (like your neighbor or a little old lady or a crazy person) and write or draw as that person
- Exquisite Corpse: Exquisite corpses can be done with writing as well as drawing
- Found Poem: Find random words from magazines and paste them together to make a poem. This can also be done with images

HONEYMOON

To what are mutual attractions due? There are some jealousies more touching than others. I willingly wander in such baffling darkness as that of the rivalry between a woman and a book. The finger on the side of the forehead is not the barrel of a revolver. I believe that although we paid heed to each other's thinking, the automatic 'Of nothing' that is our proudest denial did not once need to be uttered during the whole wedding-spree. Lower than the stars there is nothing to stare at. No matter what train you may be travelling in, it is dangerous to lean out of



Example of Automatic Writing



MADAME SMEAD, Martian Man and Woman



Examples of Automatic Drawing

Other things you can do with an idea.

- Tear it
- Vary the Form
- Keep your humor
- Swap a single part
- Modify the front, back,
- sides, top, bottom
- Smooth the rough edges
- Make it smaller
- Make it jump
- *Make some parts bigger*
- Divide it up in different ways
- List other uses
- Join parts in new ways
- Keep it simple
- Laugh about it
- *Adjust the rhythm*
- Add time
- Change the lettering
- Reverse motion
- Take the path less traveled
- Turn it around
- Chain it together
- Discuss it with others
- Another angle
- Add examples.
- Switch windows
- Go for walk
- Ask how high?
- Make it more streamlined
- Box it up
- How does it help the nation?
- Miniaturize
- Make it bigger
- Add sound
- Knit it in wool
- Write about it
- Transform the operation
- Change the order
- Follow a different set of rules
- Play it to music
- Switch purposes
- Write a paper
- Make it easy
- Illustrate it
- Substitute people
- Alter the size
- Make it brighter
- Exchange relationships
- Trade places
- Make it more effective
- Record your results
- Re-position
- Pull, don't push
- Choose something else
- Lighten it
- Try it in summer, fall, winter, spring
- *Stretch it out*
- Go deeper
- Talk about it
- Go backwards and forward
- Push, don't pull
- Add new ingredients
- Change the way it's built
- Get it dirty
- Make it more understandable
- Compare it to the competition
- Shuffle and resort the parts
- Change the focus
- How did you discover it?
- Experiment
- Look at the layers
- *Curve* the straight lines
- Add motion
- How does it sound?
- Do something on impulse
- Substitute color schemes
- Add more to it
- *Change the focus*
- Look at it from a distance
- Group things together
- Try something else